




PUMPKIN LONG DAY CARE CENTRE

7 O'Connell Avenue & 286 Beauchamp Road
Matraville 2036
Phone: 02 9311 0044 & 9661 9521
Management@pumpkinldcc.com.au

Newsletter – June 2018

Centre News

We are going to celebrate the NAIDOC week in July. Australians regard NAIDOC week as a time to commemorate Aboriginal and Torres Strait Islander history, culture and achievements – an opportunity to recognise the contributions that Indigenous Australians make to our country and society. NAIDOC week is also a time to reflect on how opportunity and the health and wellbeing of Aboriginal and Torres Strait Islander peoples lag behind that of the broader population. ***We embrace with pride, admiration and awe these great and ancient cultures we are truly blessed to have among us, cultures that provide a unique, uninterrupted human thread linking our Australian continent to the most ancient prehistory of our planet (Rudd, 2008).***



A bunny rabbit next to the centre – All children and parents have been spotting a local bunny in our neighbourhood. The children have been enthusiastically initiating conversation to their peers and educators about rabbit. Observing and learning to care for animals provide valuable part of children's learning, also foster children's understanding and respect for their natural environment.

Staff News

- **Miss Stella** will be away from Tuesday, the 09th of July and she will be back on Tuesday, the 21st of August.

July Calendar of Events

08 - 15/07/18 - NAIDOC Week – Honouring our Elders, Nurturing our Youth.

27th - Friday – **Asalha Puja Day** – Buddhist – Buddha's first sermon.

27th - Friday – **Schools Tree Day**.

29th - Sunday – **National tree Day**.

21st – 22/08/18 – Tisha B'Av – Jewish Tradition, on this day Jewish people fast in order to remember the sufferings of the Jewish people throughout history.



Clownfish News

We welcome Christian into our Clownfish room.

Happy birthday to Georgia and Mason who turned 2 this month.



In June, Clownfish children had started off with cooking experience, it's the main topic and interest of the month. Children were showing great enthusiasm and extending their own learning interest in cooking.

Throughout the month we have helped, provided and demonstrated the children in with hands-on cooking experience, which involved baking with Ms Maya, cutting some fruit salads with Ms Pimpini and buttering some bread with Ms Rozina. We have also provided the children with variety of cooking utensils and pretend foods in their play, children were showing a lot of role-play and participations in the indoor/outdoor kitchen corner.



They have also enjoyed music and dancing, dancing along to the wiggles songs, skeleton dance, twinkle twinkle little stars and the chicken dance. In these interests we have added a selection of musical instruments such as shakers made from recycled materials filled with dried pasta, and red beans, piano, maracas, guitars, trumpets, drums and other infant toys that makes music and sounds.



Children have also participated in art and craft experiences making different kind of painting activities, they had made stamps in the shapes of stars, printed them on white paper. They also did some drawings and tracing their reflections from the mirror, using coloured pencils and large crayons.



Despite the cloudy and rainy weather this month there has still been outdoor activities, with the clownfish taking every opportunity to play in the dry and warmer weather. Whenever we have a



chance to go outdoors, children are cheering and excited when we take them outdoors, they love seeing the skies, sun, planes, the buses that go by and outdoor toys such as a tricycle, mini wooden boats and mini cars. We have also been taking



advantage of this beautiful winter weather, when Xavier and Erin Mathie shared their family photos wearing their winter outfits, this lead us to do something exciting. We had made snowflakes and snowballs decorated our clownfish room into winter wonderland.

Towards the end of the month, we started a series of books about feelings, when Alyssa noticed the pictures of emotion on the wall and from that, children had been expressing and showing some valid emotions, we have been following it by doing some artworks, drawing, role-modelling and reading books.



Until next month,
Clownfish Educators.

Jellyfish News




Welcoming Georgia and Mason into Jellyfish room! We are continuing last month's goal in helping the Jellyfish children to be more independent in taking greater responsibility for themselves in terms of hygiene and toileting, packing their own bed sheet, putting their own shoes, setting up tables, and many more self-help skills. These practices are essential as they will gain confidence in trying new things, building self-esteem, and pride in their independence. We would like to say thank you to all parents who came for the interview and hopefully we can work together in achieving greater outcome for the children.

Exploring winter's weathers – earlier this month, the children have been interested in making observation about outside weather and discussing climate. This science experience gave the children some alert and understanding about the weather changes. The interest started when the children spotted a heavy rain on the 5th of June. They showed wonders and interest when they were given an opportunity to touch and feel the rain. After some few observations about rain, they seemed interest in investigating more about rain that led us to the discussion of various condition of winter weather. We had a chance experimenting various science experiments such as rain painting, ice cube painting, comparing water temperatures, listening to the sound of rain and also investigating a weather chart in our daily group discussion. This project has broadened the children's understanding of the world around them and incorporate new words for children to learn.




Build, create, and play – towards the end of the month, the children frequently engaged in constructive play. The Jellyfish children were so enthusiastic in stacking, assembling, disassembling, sorting, and connecting construction objects/toys. The interest started when the children formed a team work and cooperatively connected all trains and train tracks together. The children were seen broaden their understanding towards length and height. Their abilities to focus and persevere in the face of construction challenges and manipulation are fantastic! Educators have been encouraging them to fully explore and construct their imagination and ideas by

providing a range of open ended loose materials to their constructive play. on the 21st of June, the airplane ideas came up from the children and we decided to work together transform our table into an indoor airplane that could further the children's expression and imagination. The children were instructed to put the sea belt and get ready to fly, they were seen engaged with peers and educators throughout the airplane experience.



Imaginary play – the ever-present cooking role play also often seen throughout children's outdoor and indoor play experience. The children's joyful engagement in pretend cooking and meaningful interaction with peers have continued throughout this month. The jellyfish children find many opportunities to express themselves verbally and non-verbally. Educators have been extending the interest by providing various hands on activity as well as some simple cooking experiences. Moreover, we had a chance to make a banana milk and pizza (that actually originated from children's ideas). Some children and families actively contributed some ingredients from home. The children also had a chance to explore playdough experience where they could pretend to make, roll, and slice a cake. The children recommended and assisted Miss Stella in creating food and drink menu for our role play experience. This social experience provided a supportive environment where children can ask questions, solve problems, and engage in critical thinking and extend their enthusiasm to learn.



Pizza making experience – On the 20th and 21st the children engaged in pizza making experience with Miss Stella and Miss Sabina. The children were introduced to some of the main ingredients and simple demonstrations to make a pizza through verbal discussion and then using visual representation (video). The children were seen enthusiastic observing the demonstration (5.2). Afterwards, we split into two groups to create different taste of pizza. Miss Stella worked together with one group to make a sweet pizza, the children were given some sweet ingredients such as marshmallow, chocolate, and sprinkles to be poured and added on their pizza. On the other side, Miss Sabina and the other group were spreading tomato sauce, slicing tomatoes, and putting cheese on top of their pizza. After the making processes, we gave the pizzas to Miss

Sabina to be put in the oven and the children waited around 10 minutes. While we're waiting, the Jellyfish children initiated to sing various nursery rhymes song. The children were actively singing and sharing their enjoyment for rhymes, jingles, song, and movement. After 10 minutes, the pizza were ready to be served. The children excitedly said, "yay!" Miss Stella and Miss Sabina gave them two thumbs up for their impressive cooperation throughout the experience.



Ice cream interest – originated from some of the children in the Jellyfish room, on the 25th of June Miss Maylene and the Jellyfish children crafter a pretend ice cream with recycled resources, on the 26th of June the children also had an opportunity to further their imagination by assembling an ice cream stall! The children experimented social play and also were encouraged to practice to say "Please" and "Thank you"



Parent reminder:

- Don't forget to check on your email to keep updated on what's happening within the room and weekly program. We would love to hear about your children's weekend experience, feel free to send us email and photos. Let the children share it in the group!
- Please label all children's belongings and provide at least 2 spare changes of clothes, especially winter appropriate clothing.
- Please send us your family photos to complete our Jellyfish family trees.
- Please check Jellyfish "show and tell" 2018 roster at the notice board.
- Miss Stella will be away for 5 weeks from 10th of July. She will come back again on 22nd of August. Miss Nicole from Lionfish room will be replacing Miss Stella's shifts for a while. If you have any enquiries or information regarding children's needs, please speak to Miss Elly, Miss Nicole, Miss Maylene, Miss Sabina, or Miss Yuki.

Until next months,
Jellyfish educators

Lionfish News

During the month of June, the Lionfish children have adapted well to moving upstairs during part of the day. The smaller group is working well, and the Lionfish children are continuing to show their independence, helping set the table, making their beds and looking after their belongings. They have loved exploring their new environment, especially the home corner area and dress ups!

The Lionfish children have also continued to use their imaginations and be very creative in their role-play. They have continued their interest in home corner role-play, cooking a variety of meals and also dressing up in a variety of outfits from our dress up rack. They have also enjoyed baby play, caring for and feeding their babies as well as taking them on a variety of outings, including picnics. We have extended on the children's cooking interests, making play dough, cupcakes and rice bubble slice. The children have also pretended to be aliens on rocket ships as well as some of their favourite Super Heroes.



We have also continued to enjoy lots of physical activities, especially during outdoor play. We have been practising our ball skills: throwing, catching, bouncing and kicking and using our new bouncy balls in a variety of ways. We have also had fun inventing games using the bouncy balls, racing each other across the playground, as well as improvising and using the noodles as bats to hit the balls. We have also enjoyed working together with our friends and Educators to make challenging and elaborate obstacles courses for everyone to use to practise our balancing and coordination skills.



We also had our parent teacher interviews and had very positive feedback from the parents who attended. Most parents said they were very happy with their children's progress and they wanted

us to continue getting them ready for school in 2020. The Lionfish children have shown a great interest in letters and letter writing so we have been providing them with a variety of activities to extend on this interest, including personalised writing sheets, practising on the whiteboard, numeracy sheets, letter recognition, sounding out our letters as well as practising recognising rhyming words during story times.



We have also been talking about healthy foods and healthy eating in preparation for our upcoming excursion in July to our local Woolworths store to find out more about where our fresh food comes from. We have been making food collages and talking about food groups and what foods we should be eating and why.

Until next month,

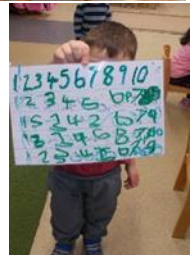
Lionfish Educators 😊

Starfish News

Literacy Learning- Helping the children getting started with reading and writing (for school) was a common goal requested by families during our parent-teacher interviews at the beginning of the month. Therefore, opportunities were facilitated this month, where the children were encouraged and invited to participate in experiences where they began sounding out words and where they had opportunities to become aware of the connections between the written and the spoken word. The children were invited to share words they might know how to write and words that they would like to learn and brought in tracing books and sight word cards to share. Examples of upper & lower case letters were also provided to the children. Writing/reading from left to was also discussed this month. Starfish children routinely participated in writing their names, alphabet and numbers using their personalised sheets as well as being introduced to vowels and consonants as they were involved in a learning experience of finding the vowels and consonants within their first names, watched some videos on the class

computer that explained the sounds and meanings of the vowels and consonants and played a 'Vowel Clothing Match Game' created by Ms Rebecca! The children have even been applying their new found knowledge to basic words and their names on work sheets and white-boards!

Construction! With the arrival of winter and the wet weather deciding to stick around for many days, the children have been developing a new interest, as they have been working hard in creating a large, indoor constructions. They have been showing more interest in assembling with the large assortment of blocks in our classroom, using a variety of resources, such as coloured blocks, magnetic blocks, large wooden blocks and dominos along



with the magnetic shapes and creating new meaning with them. Using their imaginations and creativity during play, the children have been observed to be transporting the blocks inside the trucks, on top of the cars and trains and taking them over to their construction on the carpet. Many requests have been made to leave the constructions for next day and other time play and the children have enjoyed going back to their work and play. The children continued to work on their constructions throughout the month, as they worked collaboratively and negotiated with one another in placing, designing and adding to their constructions. Mid-month, the construction interest turned into numeracy learning experiences as the children started measuring their constructions with rulers, measuring tapes and their bodies!



Drawing Interests Many children have been following their creative interests, setting up drawing tables for themselves and peers and spending some time creatively drawing on paper and using the assortment of textures and pencils to create pictures that they wanted to take home. This interest has extended and been combined with our school readiness experiences, as the children have been engaging in cutting practice to produce more paper for their drawings. Taking the drawing interest outside, the children have been enjoying using chalk to draw all over our playground and even carried over their writing practice to outdoor chalk drawing too!



Yoga - Our Yoga group have continued to enjoy spending time on the yoga mats and practicing longer poses and breathing techniques this month. Their yoga teacher, Katie, mentioned that their concentration is getting much better and they are sitting and relaxing for longer as well. For example, the children are enjoying using feathers, where they use controlled breathing to direct the feather to their peers next to them. Well done children!






Bouncy ball Games – When the sun was shining, the children were very excited and eager to play outside! Frequently this month, the children would request our new bouncy balls, bouncing and racing around the yard. The

children invented a game where they had to chase the balls on the bouncy balls. Another game invented was one where they had to obey the traffic lights, stopping on red and going on green. As the children were playing with the foam noodle and balls in the top playground, Miss Tracey suggested, “Why



don’t you use the noodle to hit the ball?” demonstrating to them how to do it. They continued to hit the balls around the yard. They also adapted their game, using the soccer net to hit the ball into. Yet another game the children played this month was a jumping game with Miss Rebecca. She drew up some lines on the ground using chalk. “What are you drawing?” the children enquired and were informed, “A jumping game! This is the start area and over there will be the finish line.” Once they were written up, the children were able to recognise the numbers 1 to 6 as they began to count them. “Who wants to have a go at jumping as far as they can?”



Australian animals - The ever-present interest in animals turned into Australian animals interest! A peer shared a Tasmanian devil book, ‘These are called ‘Tasmanian Devils’, they are mammals found here in Australia, in the state of Tasmania.” “Can you read it?” Miss Rebecca then asked the class if they could compare some of the other animals to the ‘Tasmanian Devil’, as she read out the

story. There were more animals at the back and after looking at them, the children recognised that they were Australian animals as well. On another day, the children watched a factual video on the class computer to further their knowledge of the animal platypus after another child brought in a platypus toy. Miss Rebecca explained to the children the amazing facts about its characteristics. We also compared the baby platypus to the images found in our peer’s Tasmanian devil book from the previous week, noticing that the babies looked similar and had no fur.

Until next Month,
Starfish Educators