



PUMPKIN LONG DAY CARE CENTRE

7 O'Connell Avenue & 286 Beauchamp Road
Matraville 2036
Phone: 02 9311 0044 & 9661 9521
Management@pumpkinldcc.com.au

Newsletter – September 2019

Centre News

Due to the warm weather, we have started our summer routine which means we go outside in the morning now. Please remember to apply sunscreen to your child's face and body prior coming to Pumpkin in the morning, it will take 15 minutes for the sunscreen to be absorbed. The skin has seven layers, allowing the sunscreen to absorb into the skin before going out in the sun, will ensure its effectiveness, it allows it to set. Please also bring in your child with a hat (bucket or legionnaire, no cap please).

School Photos 2019

Our school photo this year will be on the TUESDAY 22/10/19, WEDNESDAY 23/10/19 & FRIDAY 25/10/19. You can book your child in on your preference day, so you can dress him or her up on the day.

The photographer will arrive early in the morning to set up, please do not use the sunscreen on your child's face, so the face is not shiny in photos. If you have more than 1 child attending the service, you can choose shared packs for sibling. These photos must be prepaid on photo day and can include children that do not attend the service. Please ask for payment envelopes from the Educators in your child's room.

October Calendar of Events

All Month – Energy Awareness Month.

29/09/2019 – 08/10/19 – Navratri – Hindu – Worship of Durga.

07th – Monday – Labour Day – Centre Closed.

08th - Tuesday –Dussehra (Dasara) – Indian Festival “remover of bad fate”.

08th - Tuesday – Vijaya Dashami – Hindu tradition, this marks the triumph of good over evil.

16th – Wednesday – World Food Day.


27th - Sunday - Diwali– Hindu tradition, Festival of Lights, this festival celebrates knowledge over ignorance.

31th – Thursday – Halloween Party – come dressed up as a spooky person, “Trick or Treat?”



Clownfish News

Welcome to the ninth newsletter of the year. It marks the beginning of the spring season, in which the weather has turned a bit warmer. The children's interest this month has been about the sea animals and popular culture such as Frozen. Moreover, to celebrate the spring season, we did a painting with fallen leaves and started the gardening project to raise children awareness and love for the environment.



Sea animals

The children interest toward sea animals has been going for the first half of the month. It started with them singing and dancing to Baby Shark. To extend on that, educators prepared few experiences. We started to read books about sea animals and fishes, then we made our own sea painting with them. Then, we extended it further with the play dough and sand, made our own mini aquarium using natural resources such as shell, sand and plants and ended it with treasure hunt in the water. The children thoroughly engaged through in the experiences as they actively contributed, verbally communicated, freely imagined and shared their happiness.



Frozen




It started with one child requested “Let it go” which started our mini project with castle and ice sensory play. Firstly, as the children heard and watch the video, we looked at the castle in the Frozen movie that made of ice, the colour and the size.

We used the blocks to make the castle as high as we can and then using paper rolls to make castle at different heights. The children painted and decorated the castle while educators put their pictures in it. Then, we closed it with investigating the ice that used in the castle and how it melted when we poured water or apply heat.

Gardening

In the latter half of the month, we started our planting project with the mini plants in the pot from Woolworth. There are a lot of plants that we planted already, such as chamomile, dianthus, beetroot, spinach etc. Moreover, we have parent that gave us corn in pots to plant and we are all excited to see how it grow. To raise awareness and let children to contribute in looking after their environment, the children were involved in every step from the putting the soil, planting, and watering the garden using rainwater if available. As we are still waiting for the plants to have stronger pots before we move them, we have been watering them regularly aside from our other plants in the garden.



Parent reminder:

- As the weather has turned cold, please dressed the children warmly.
- Please pack several spare clothes for the children as some experiences can get them messy or wet as well as clothes that suit the unpredictable weather.
- Please remember to bring in a family photo for the family tree which will be displayed in our room to support the children's sense of belonging.
- Family input is very important for children's learning and development. Please share with us any information we could use and include into children's learning plans. Example of the information are family weekend, new favourite books or songs, current interests or any exciting news will be appreciated.

Until next time,

Clownfish educators

Jellyfish News



Big welcome to Ava and Billie from Clownfish room! Spring has come, Jellyfish children have been busy participating and contributing ideas through several nature projects this month. This month, we are still working together with parents/families regarding children's toileting. Throughout the month, Jellyfish children again showed big interest in our new outdoor set up where there are some jumping beams and soft mat that prompt children's ability to take risks. Furthermore, several games planned by educators also had children involved in small group interactions experimenting trial and error.



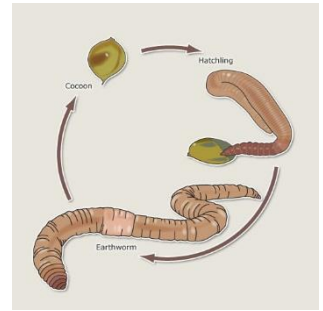
Gardening + planting

We started strong this month with Jellyfish 'Spring project' that involved children in exploring living and non-living things. At the beginning of the month, children were seen exploring different colours of flowers and textures, also engaged in different sensory activities (flower soup exploration, playdough, flower artwork, and flower observation) that required them to use their sensory capabilities and creative thinking. The interest of flower was further followed by the honeybees' interest, children had an opportunity to experiment 'honey tasting' where they were encouraged to identify the taste and the texture of the honey that produced by bees. Then, the interest also followed by gardening activities, like watering garden, observing plants with magnifying glasses, and planting! Jellyfish children were exposed to soil, water, recycled plant pot, and sun light which become some elements that we need to plant and grow plants. Jellyfish children were also encouraged to take a good care of their own plants by revisiting them and watering it day to day.



Worms exploration

In addition, worm exploration was also high in demand among Jellyfish children. As Jellyfish children often initiate their attempt to see the worm and feed them. Upon their interests, Jellyfish educators sensitively extended the interest into several mini projects such as 'Worm and dirt playdough'; 'Worm painting'; "Worm life-cycle" discussion; and many more activities related to worms. Jellyfish have been showing growing appreciation and care towards living and non-living animals.



Our little scientist in action

Throughout the months, Jellyfish children also showed increased knowledge in their colour recognition. Upon the interest, Jellyfish children also engaged in several science experiences, during rainy days, the children had opportunities to engage in puffy paint activity that enable them to express their knowledge and understanding towards colours and textures. Moreover, they also had a chance to investigate 'Rain cloud in a jar' project on the 18th, that engage children to think, investigate, and hypothesize about rain process. On the 19th, children enthusiastically extended their interest using colour droppers and food colouring. Throughout the experience, they developed an ability to mirror, repeat and practice the demonstration of mixing the colours, their learning was evident as children were heard using language to show understanding and exchange thoughts.



Dentist visit

On the 26th, each child had opportunities to meet the dentist and received a special present (dental health kit)! Some of them seemed scared when they saw the dental equipment. However, Miss Stella was with them giving them comfort and ensuring they share enjoyment upon their turn to meet the dentist. At the end of each turn, Miss Stella acknowledged their effort and celebrated their achievement by giving them a big high five and cuddles! Throughout the check-up, children had a chance to see their peers being checked, while waiting for their turn, we talked about some equipment that the dentist used to work, also discussed a pink fluoride paste that they used to clean the teeth.

Parent reminders:

- Please remember to pack and clothe your child in weather appropriate clothing. We also require **a shirt with sleeves** and **a bucket hat**, for full sun protection during outdoor play.
- If your child is in the process of toilet training, please pack **3-4 changes** of clothes as our spare clothes is **limited**.
- If you want to share your updated family photos, feel free to send it to us!

Until next months,

Jellyfish educators

Lionfish News

During the month of September, the Lionfish children have joined the Starfish children talking about getting ready for school and working on our self-help skills so we're ready the following year. We have continued practising our pencil grip, fluency and name and number writing using our laminated writing sheets and writing books and extended ourselves by looking at some sight words and practising them.



We have also continued enjoy construction, both indoors and outdoors, using our imaginations and a variety of blocks to build houses, a variety of transport and birthday cakes. We have enjoyed building with the large mega blocks, the mobilo and constructing using the train tracks.



We have also continued to enjoy a variety of physical activities which have included riding the bikes, bouncing on the bouncy balls and constructing challenging obstacle courses. We have practised our ball skills, playing soccer and using the basketball hoop and just practising our, throwing, catching and kicking skills.



As it is Spring, we have been talking about planting and seeds, learning about how seeds grow and preparing our garden so we can plant some seeds and plants that some of our families have kindly brought in. We have also been exploring our garden, learning about bees, butterflies and other insects we have discovered. We have also re-planted some succulents indoors and

outdoors. We have also participated in a variety of art'n'craft activities relating to Spring, making our own flowers and painting a variety of flowers.



We have also been interested in maps and exploring the world, following Miss Nicole's travels by email and then researching on our Prowise screen the countries where she has been. We have also looked at the world globe and world map to learn where different countries are. We have also created our own maps and used them to search for treasure.



As the weather is starting to get warmer, just a reminder to send a broad brimmed hat for your child to wear and apply sunscreen before your child comes in the morning or when you arrive at the centre.

Until next month,

Lionfish Educators ☺

Starfish News

Welcome to our Starfish Newsletter for the month of September.



Spring! Starfish children were introduced to the Season Spring through being shown an abundance of wild and native flora that had bloomed in and around the local community. By giving the children the opportunity to look at each flower and notice the differences in colours, sizes, shapes



and using their senses to smell the perfumes. Starfish were then given the chance to create their own spring paintings, using the flowers as inspiration



Research & Travel... To hit off the month, the Starfish children have been



delving into quite a bit of research using the class computer and the pro-wise smart board, to learn more and further their curiosities about the various countries around the world.




Sparkling this interest in travel and maps through knowledge of their educator and our room leader, Miss Nicole's recent holiday to Italy, stopping off at 'Dubai' and London'.



Through asking about her and requesting to send drawings to her, Miss Rebecca decided to email her the drawings and explained the children's interests. Miss Nicole responded by sending a few emails to the Starfish children with some images of the places that she had visited. Starfish children thoroughly enjoyed seeing their teacher standing in front of well known figures, beautiful landscapes, buildings and structures including;



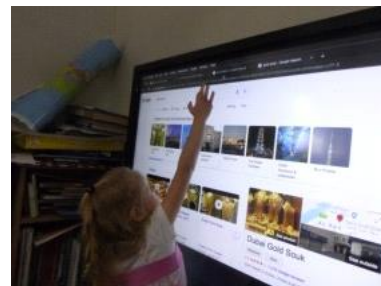
'Kensington Palace', 'Buckingham Palace', 'Windsor Castle' and 'Westminster Abbey', the magical 'Stonehenge', Panarea as well as visiting other islands of Lipari, Stromboli (an active Volcano), Salina, 'Burj Khalifa' and 'Gold Souk'.



Looking at the imagery, the children noticed how different the buildings were, questioned the construction of 'Stonehenge' and were amazed to know that it had been standing for over 5,000 years. Starfish children were able to compare the imagery and attractions from Miss Nicole's emails to those researched on the class computer, smart board and even spot the similarities within various maps.



Starfish were in awe when they saw the beautiful village of 'Cinque Terre', mesmerized by the bright and array of coloured buildings and homes. Curious to see more images of the village, the children noticed the beautiful golden lights, rainbow coloured boats, the clear



water and even wanted to go for a swim themselves it was so inviting.

To extend on this and a couple of children's requests to use some of the cardboard for craft, Starfish were enthusiastically involved in creating their own versions of the buildings.

Starfish also worked collaboratively in large groups and solely to do their best to replicate the beautiful 'Starfish' mosaic using the assortment of resources available and 'also using recycled cardboard boxes to paint and decorate their own versions of the buildings and structures as seen in the 'Gold Souk', inspired by the photographs taken by Miss Nicole.



'My Culture'... The children's curiosity in looking at the maps through researching their teacher's travels, led onto the topic 'My Culture'. Starfish children have eagerly been sharing family and cultural photos and joining in on learning more about their peers.



We had one of our Japanese students share about the importance of the 'Sakura' (Cherry Blossom), which had us then listening to the traditional Japanese song 'Sakura', looking at different types of Sakura and also engaged in a created arts painting experience, where the children used recycled materials (corks) and brushes to create prints of 'Cherry Blossom' flowers. Starfish children have been observed engaging in role-playing, travelling to different parts of the world that they are curious or interested in and using the furniture and climbing frames to assemble and depict airplanes/transport vehicles, taking turns in being the pilot/driver as well as passengers.



They thoroughly enjoyed looking at the various maps and globes brought in by some of the Starfish children through their routine news group presentations in the mornings, investigating some of their peers cultures and countries of interest including 'Australia', 'Indonesia' and 'Italy'. Looking at Australia



in Miss Tracy's book 'Australia through the ages', looking at the classroom map to find Indonesia and then extending on their learning of Italy, the children were involved in an experience where they were led by a younger peers Mum and Miss Rebecca in collaboratively making the Italian flag. Using recycled cardboard and mixed collage materials, Starfish children worked very well as they referenced from the smart board image of Italy's flag as well as learning the meanings behind the colours of the flag through reciprocal discussions and research. Starfish enjoyed the joint craft experience and their flag looks amazing! The children were also interested in looking at Italy, Indonesia , 'Kiribati' as well as Brazil on the smart board, locating them amongst the other countries on the map with some assistance from their teachers. Starfish and their younger peers also looked at the large world map to locate more counties after finding out that we had some Lebanese, Asian and European cultural backgrounds in the class. The children were all able to recognize Australia on the map.



World Interests... Starfish have also been

engaging with the hands on physics website '3D Interactive Earth'-eChalk with Miss Rebecca, where they have



been able to further their knowledge of the countries on the planet Earth through choosing topics of interest including; 'Photorealistic', 'Terrain',

'Tectonic Plates', 'Night', 'Average Land Temperature', 'Climate Zones', 'Average Yearly Precipitation', 'Population Density' and 'Energy Consumption'.

The children have noticed that there were more interactive globes available and yet to discover, including the 'Population Cartogram', 'Population Growth' and 'Fertility Rate', for which we will continue to

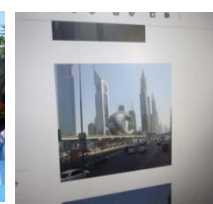


quench their curiosities through more research next month.

Construction Interests...Construction

interests also continued this month, as we decided to make our own versions of the

'Burj Khalifa' and 'Gold Souk' that Miss Nicole had visited using an array of loose natural and man-made resources and materials. Starfish did their best to refer to their memories of the images that they had seen in the photos as well as on the pro-wise screen, then solely and collaboratively create smaller and then larger versions of the buildings, structures and added attractions. It was wonderful to see the children working so well in using their own ideas as well as being inclusive of one another.





Starfish children during free-play time indoors and outdoors have been requesting to play with the small and larger legos, magnetic shapes, the 'Mobilos', 'Imaginarium', connectors, the counting and coloured blocks along with using the 'Tap-Tap', cork boards and hammers to express their ideas and make new meaning with. Starfish have engaged in parallel, sole and collaborative play, with Robots, 'Castles', 'Houses', Airplanes, Boats, Cars, Trucks, Fidget Spinners, Transformers and Cakes being popular builds this month. Starfish children have also showing interests in puzzles, showing their capabilities in working on their own and also requesting assistance from their peers and teachers to locate pieces.



Books! Starfish children have shown enjoyment in sharing their own books from home, often seen



bringing them in to show for news as well as sharing them in the playground and classroom during play time. Starfish have shown much interest in sharing favourite



pages from their story books with familiar characters and plots, writing practise and drawing books. The children's magazines that were donated by a Starfish grandparent this month were a real treat for the children to receive as they have also been reading these the service and at home, openly discussing the gardening sections and how they have been using the gifted watering cans to water their

gardens at home and showing their favourite sections. Starfish have enjoyed listening to the stories being read out to them by their teachers and have also been involved in reciprocal discussions about the books story line and characters.

Ball Games! Ball games have been an interest, with the children requesting the bouncy balls,



soccer net, basketball hoops as well as using the hula hoops, tyres, matchbox cars within their games. Not only have the children been able to use their creativity, imaginations but also use loose resource and materials within their play. Starfish have also been



observed furthering and also sharing their numeracy, shape and colour knowledge as they pass the balls and other resources to each-other during these games, along with using their fine and gross-motor muscles, improving on co-ordination, concentration levels and also turn-taking skills regarding playing, contributing to and initiating the ball games.



School Readiness... This month the children have been focusing a lot on practising their literacy



and numeracy. With some of our students contributing to our sight-words from their own words practiced at home. Starfish Challenges this



month have included phonics, locating similarities and differences between letters, words and imagery, using their worksheets, where the children have been practising sounding out letters and stringing them together within words, challenges including regularly requesting the sight-words and flash cards that are then referenced from by the children and then written down, the Starfish 'Find-a-Word', along with becoming familiar with spacing and neatness during name and number writing in



their work-books, on scrap paper and personalized writing sheets. Starfish are becoming more confident within their own capabilities in working independently, showing more hand control with the pencils/texters and their grasps, an increased understanding of recognition of texts, symbols and their meanings along with following instructions/ examples as shown to them by their teachers.

Garden Maintenance & Planting! Starfish have been involved in a fair amount



of garden maintenance, seeing as the weather has warmed.

Starfish have joined Miss Tracy and Miss Rebecca in re-potting some of the smaller plants from our garden areas including the



succulents ('Aloe Vera', 'Aeonium', 'Czars Gold Sedum', 'Spanish Stonecrop' and 'String of Pearls') into bigger pots, replacing the plants that had been overwatered inside our classroom and also actively assist in some seed planting.



We've had students bring in seed packets from their homes as well as children collecting seeds from their vegetables and fruits in the mornings and afternoons. Requesting what they would like to plant and then helping one-another in sewing and



watering the seedlings to ensure that they sprout. Starfish were very excited to see the Beetroots had sprouted and



were excited to see the flowers in the fairy garden and herb garden opening up

in full boom. What fun the Starfish children had in participating in the Discovery Garden series brought in by Miss Nicole upon her return. Choosing from a large assortment of seed pots including 'Watercress', 'Lettuce', 'Geraniums', 'Dandelions', 'Kale', 'Spring Onion' and many more found within the collection. We will be keeping an eye on these and ensure that we water and care for them and then they are big enough, we can then add the eco-friendly pots to our garden beds.

Bees & Bee Research... Starfish children regularly enjoy their time outside




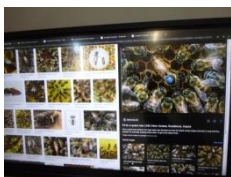
amongst nature, with some sightings of the graceful 'Milkweed' Butterflies fluttering in the gardens and then the presence of Bees sparked the children's interests in learning more about the winged insects. Starfish actively joined their teacher in learning about the importance that Bees have on our environment through observing them in the gardens, researching information and watching videos, sharing their knowledge of Bees making honey and then engaging in learning discussions with Miss Rebecca about



safety around Bees as most are capable of stinging, the children furthered their understanding of the collection of 'Pollen' from the stigma (middle) from a flower, the different roles that the Bees play within the hive colony as well as how vital they are to the growth of plants, vegetable and fruits. Starfish were able to better understand the behaviors of the Bees and looked into the characteristics and anatomy of a Bee. The children learned that there were 1,700 species of Bees in Australia and that only 11 were stingless!



To give the children a better understanding of what Pollen was, they were given



magnifying glasses and some wattle, lavender and nasturtium flowers to investigate for themselves, just how easy it is for Bees to collect it, as the particles rubbed off

onto their hands as did the seeds that began to break off. The children learned that

Honey is not only a food source for us but also for the Bees and their larvae. They were amazed to hear that the 'Worker' Bees that collect the pollen are all females and that they have a 'Queen' Bee that lays the eggs and who is much bigger in size within the hive. The children requested to look at more images of the different types of Bees and hives, noticing the similarities and differences between the Bees and honey-comb chambers. We will continue to research and investigate the Starfish children's interests in Bees and other insects, fauna and flora.

Dentist Visit! We had the Dentist come to visit the Starfish children at Pumpkin later on this month, with the children showing excitement when they were setting up in the classroom, eagerly awaiting their own names to be called out while watching intently as their peers had their teeth checked. Starfish children have demonstrated very good hygiene practices and have been preparing for the Dentist for the past couple of months now through discussions with their teachers along with practising with toothbrushes during craft, brushing techniques, demonstrating their knowledge of keeping their teeth free of cavities,



sometimes and all the time foods along with making healthy choices to keep their teeth and gums clean.

Until next month,

Cheers from Starfish Educators.